


Fencing Specification





Panel Size
Panel Depth
Panel Finish
Panel Weight
Colours
Fence Panel Options
Material
Use

1.755m (working to a 1.8m centre)
 19.5mm
 Lightly Brushed
 4kg per panel
 Grey, Coffee, Charcoal (To match our contemporary decking colours)
 1.8m, 4ft and Ranch 1.2m high
 WPC Inserts and Aluminium Posts and Rails
 Domestic and Commercial












Fixing and Accessories

Bottom Bar		1.748mX30mmx20mm	Powder coated aluminium RAL 7022
Top Bar		1.748mX30mmx20mm	Powder coated aluminium RAL 7022
Base Plate		10mmx130mmx130mm	Powder coated stainless steel 7022
Post		2.4mX70mmX70mm 1.8mX70mmX70mm 1.54mX70mmX70mm	Includes inserts – 1.815m, 55mm and 20mm Includes inserts – 1.155m, 55mm and 20mm Includes inserts – 1.155m, 55mm and 20mm
Cap		To cover the 70X70mm post	Zinc dye-cast 7022

Composite Mix – Approximately 90% Recycled Materials

Approximately 90% recycled materials consisting of around 60% recycled wood fibres, 30% recycled plastic and 10% toxin free additives including colour and UV stabilisers.



 Hard wearing	 Anti-slip properties	 Hidden fixings	 Mould and fungus resistance
 Low maintenance	 Splinter free	 Easy to install	 Various Height

