




Gate Specification



Completed Gate Size	1800mm x 887mm x 50mm
Panel Size	824mm long x 145mm face x 19.5mm
Panel Finish	Lightly Brushed
Panel Weight	Top Board - 1.75KG
	Gate Board - 1.9KG (ea.)
	Bottom Board - 1.7KG
Colours	Grey, Coffee, Charcoal (To match contemporary decking colours)
Material	WPC Inserts and Aluminium Posts and Rails
Use	Domestic and Commercial




Fixing and Accessories

2 x 1757 mm Side Extrusions		1757mm x 50mm	Powder coated aluminium RAL 7022
2 x 887mm Top and Bottom Extrusions		887mm x 50mm	Powder coated aluminium RAL 7022
2 x Gate Hinge		88mm x 50mm	Powder coated aluminium RAL 7022

Composite Mix - Approximately 90% Recycled Materials

Approximately 90% recycled materials consisting of around 60% recycled wood fibres, 30% recycled plastic and 10% toxin free additives including colour and UV stabilisers.

Optional Accessories

1 x Gate Lock		76.2mm x 38.1mm x 139.7mm	Zinc dye-cast Black Nylon Polymer
Posts		2.4mx70mmx70mm	Includes inserts - 1.815m, 55mm and 20mm
Cap		To cover the 70x70mm post	Zinc dye-cast 7022

